


3 PLAYERS

For three players, one player will play the blue side instead of the red or yellow and you will set up the board as follows:

Flip the tiles to match this picture of the grid. Now you are ready to begin a three player game where one player is red, one player is yellow and the third is blue.



Now play the game as you would normally, choosing one player to start and having the others take turns.

GAME DESIGN: Tricia McLaughlin

EDITING: Frank DiLorenzo

GRAPHICS: Penn Design & Jenn Vargas

TREASURER: Ivana Chance

www.RnRgames.com

©2014 R&R Games, Inc.,
All Rights Reserved

Send correct name in subject to IFOUNDIT@RnRgames.com



**THE GAMES
YOU WANT
TO PLAY!**




Tic-Tac-Toe plays in a whole new dimension with Slideways. Move your bar or flip colors to get four in a row. Is it as easy as it seems? Choose wisely if you want to become a Slideways Champion!

SETUP

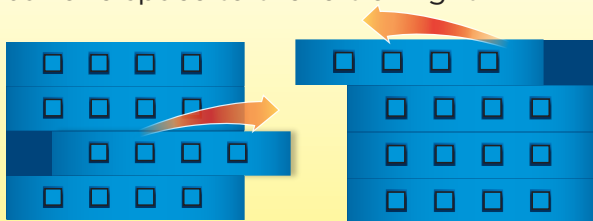
Place the board between the 2 players. Each player chooses a color (*either red or yellow*).

Flip all the center 'tiles' to the blue color. Choose a player to go first.

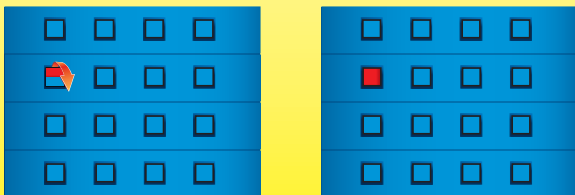


PLAY


On your turn you may either slide one bar one space to the left or right



OR flip one 'tile' to your color. However, you are NOT allowed to flip a 'tile' that your opponent just flipped.




IMPORTANT! When one player slides a row, the next player CANNOT immediately move it back and must wait until their next turn to slide that bar.

Each bar must remain connected to the board and cannot slide past a total of 3 spaces to the left or right. 

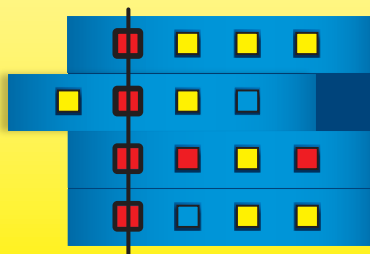
WINNING

The first player to get four of their color in a row WINS!

Horizontal Win



Vertical Win



Diagonal Win

